



ಬೃಹತ್ ಬೆಂಗಳೂರು ಮಹಾನಗರ ಪಾಲಿಕೆ  
Bruhat Bengaluru Mahanagara Palike



# BBMP COVID-19 WAR ROOM BULLETIN - 01.06.2021

BBMP / COVID-19 WAR ROOM / BULLETIN – 435/ 01.06.2021 / #BBMPfightsCOVID19



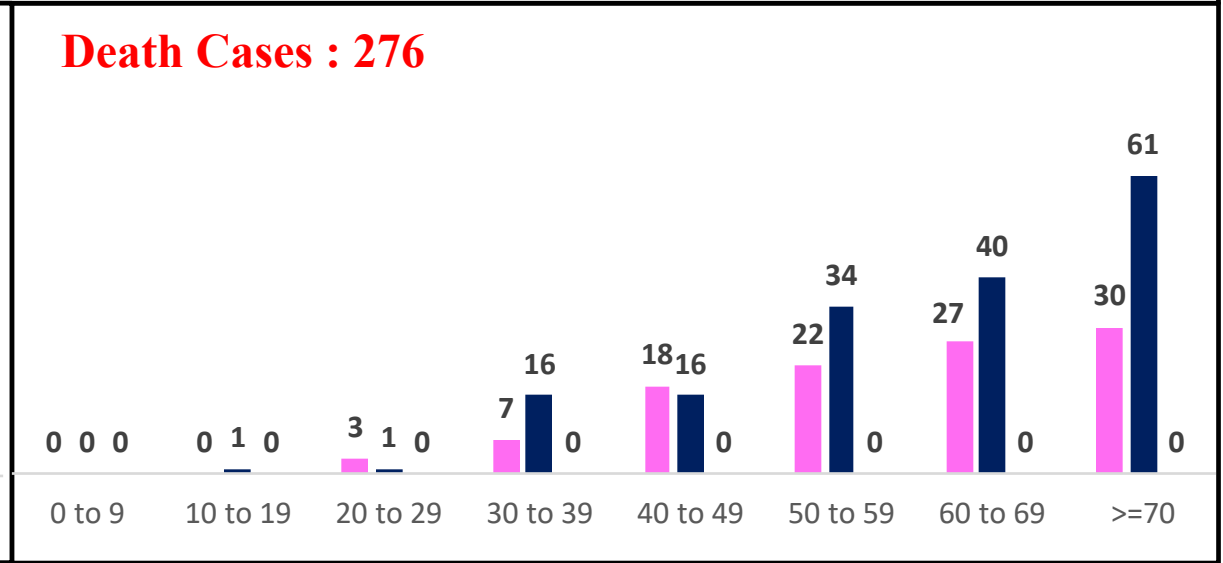
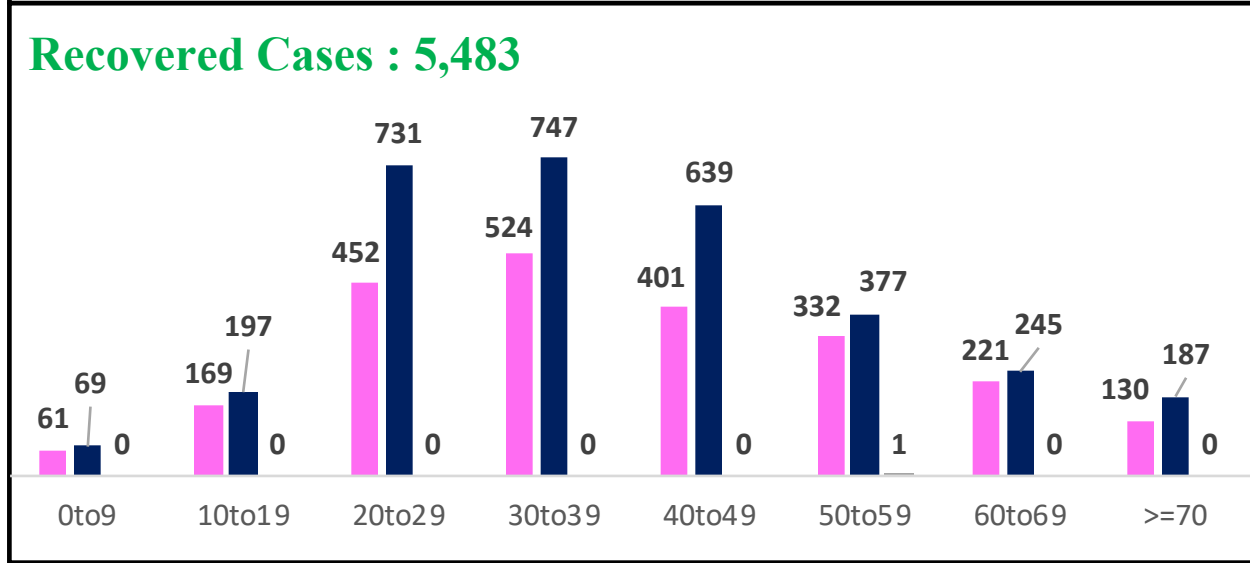
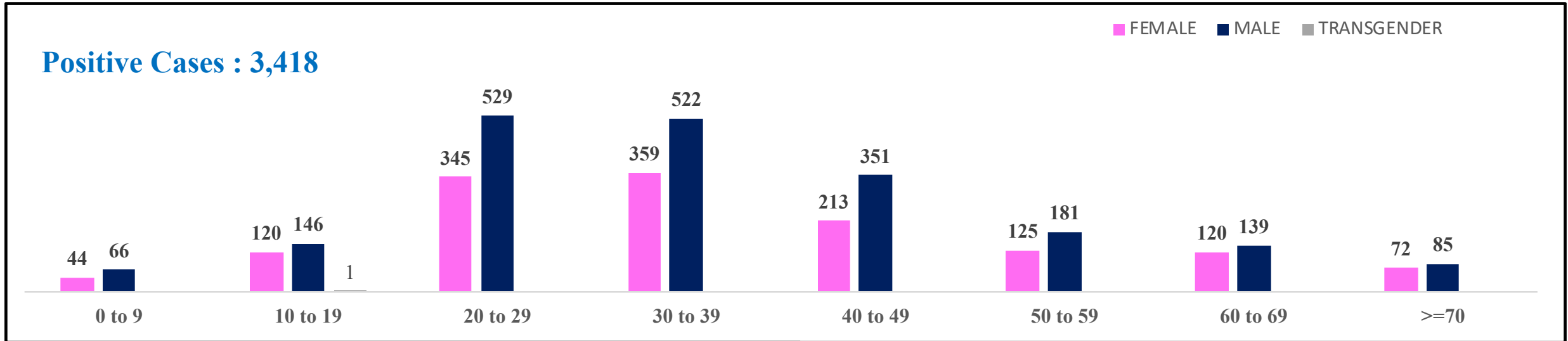
# ABSTRACT OF COVID-19 CASES IN BENGALURU



	MALE	FEMALE	TRANSGENDER	MALE	FEMALE	TRANSGENDER	TOTAL	
	Last 24 Hours	Last 24 Hours	Last 24 Hours	Cumulative	Cumulative	Cumulative	Last 24 Hours	Cumulative
<b>Positive Cases</b>	2,019	1,398	1	6,97,487	4,69,033	127	<b>3,418</b>	<b>11,66,647</b>
<b>Recovered Cases</b>	3,192	2,290	1	6,05,240	4,03,988	94	<b>5,483</b>	<b>10,09,322</b>
<b>Death Cases</b>	169	107	0	8,706	4,913	4	<b>276</b>	<b>13,623</b>
<b>Total Tests Done</b>	<b>In Last 24 hrs : 62,321</b>			<b>Cumulative : 1,29,17,330</b>				
<b>ACTIVE CASES</b>				<b>1,43,702</b>				



# LAST 24 HOURS AGE GROUP AND GENDER WISE DISTRIBUTION





# SNAPSHOT OF BENGALURU COVID-19 CASES IN LAST 8 WEEKS



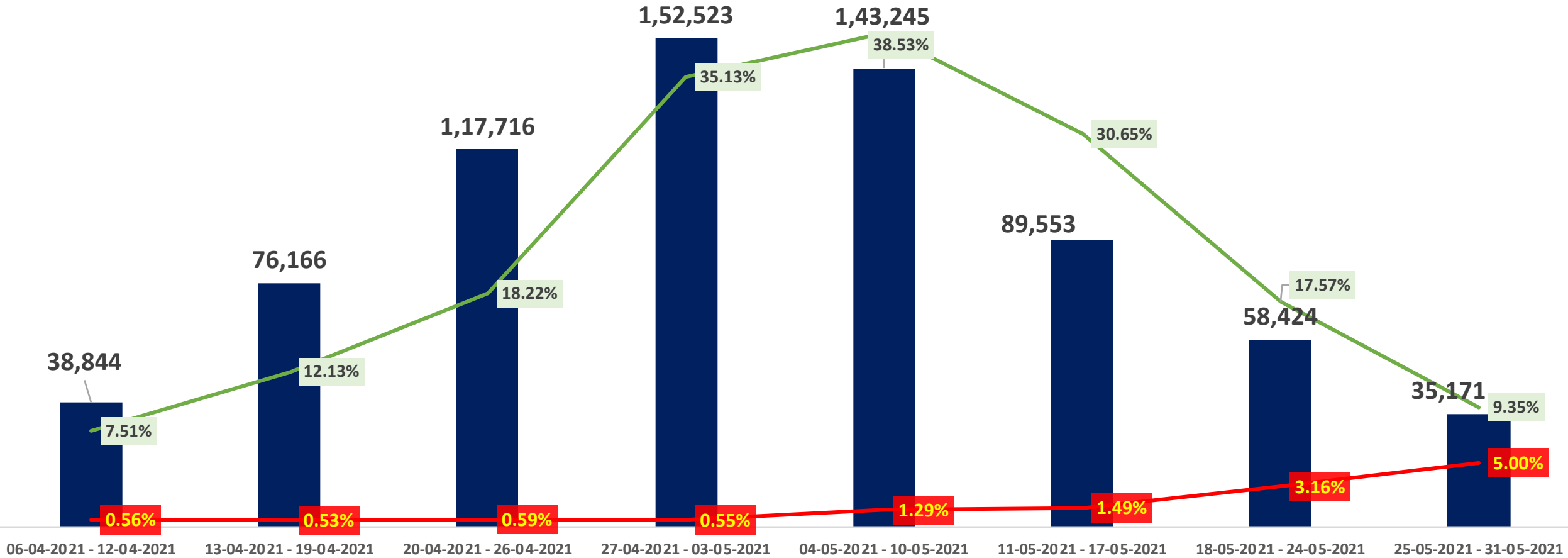
	06/04/21 TO 12/04/21	13/04/21 TO 19/04/21	20/04/21 TO 26/04/21	27/04/21 TO 03/05/21	04/05/21 TO 10/05/21	11/05/21 TO 17/05/21	18/05/21 TO 24/05/21	25/05/21 TO 31/05/21
<b>Total Positive Cases</b>	38,844	76,166	1,17,716	1,52,523	1,43,245	89,553	58,424	35,171
<b>Total Recovered Cases</b>	13,657	18,506	25,636	56,191	80,416	1,09,954	1,77,995	1,09,241
<b>Total Death Cases</b>	217	402	690	846	1,845	1,331	1,845	1,759
<b>Case Fatality Rate</b>	0.56%	0.53%	0.59%	0.55%	1.29%	1.49%	3.16%	5.00%
<b>Total Tests Conducted</b>	5,17,555	6,27,903	6,46,196	4,34,125	3,71,799	2,92,210	3,32,487	3,76,211
<b>Positivity Rate</b>	7.51%	12.13%	18.22%	35.13%	38.53%	30.65%	17.57%	9.35%



# POSITIVITY AND MORTALITY RATE OF BENGALURU – LAST 8 WEEKS

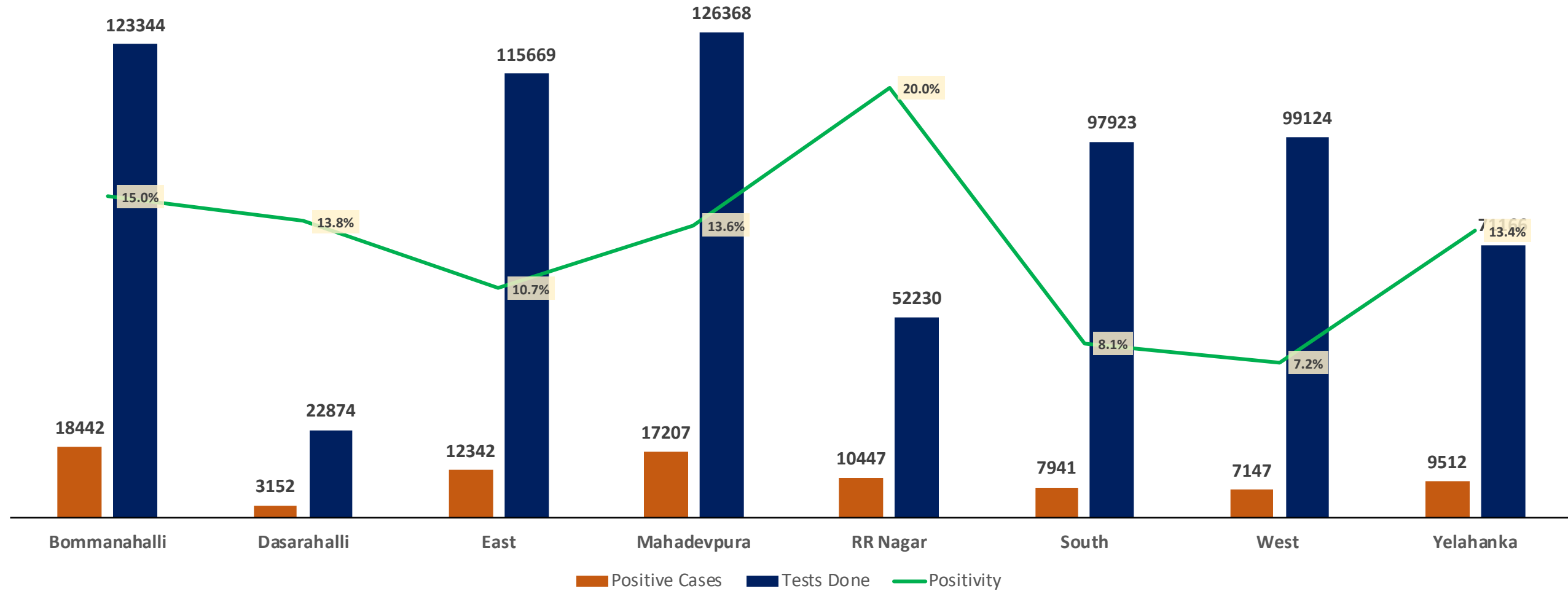


■ Total Positive Cases    — Case Fatality Rate    — Positivity Rate



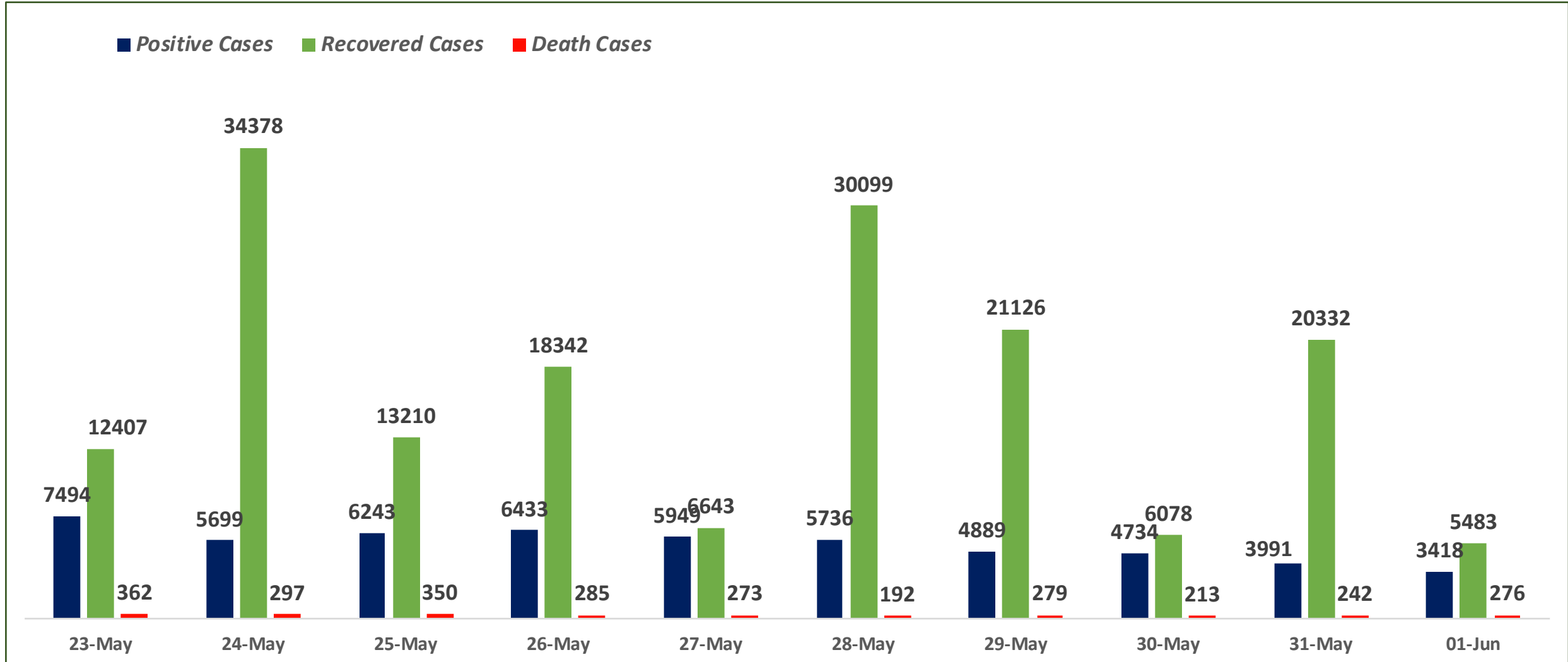


# ZONE WISE POSITIVITY TREND IN LAST 10 DAYS





# SNAPSHOT OF POSITIVE, RECOVERED AND DEATH CASES OVER LAST 10 DAYS ACROSS BBMP ZONES

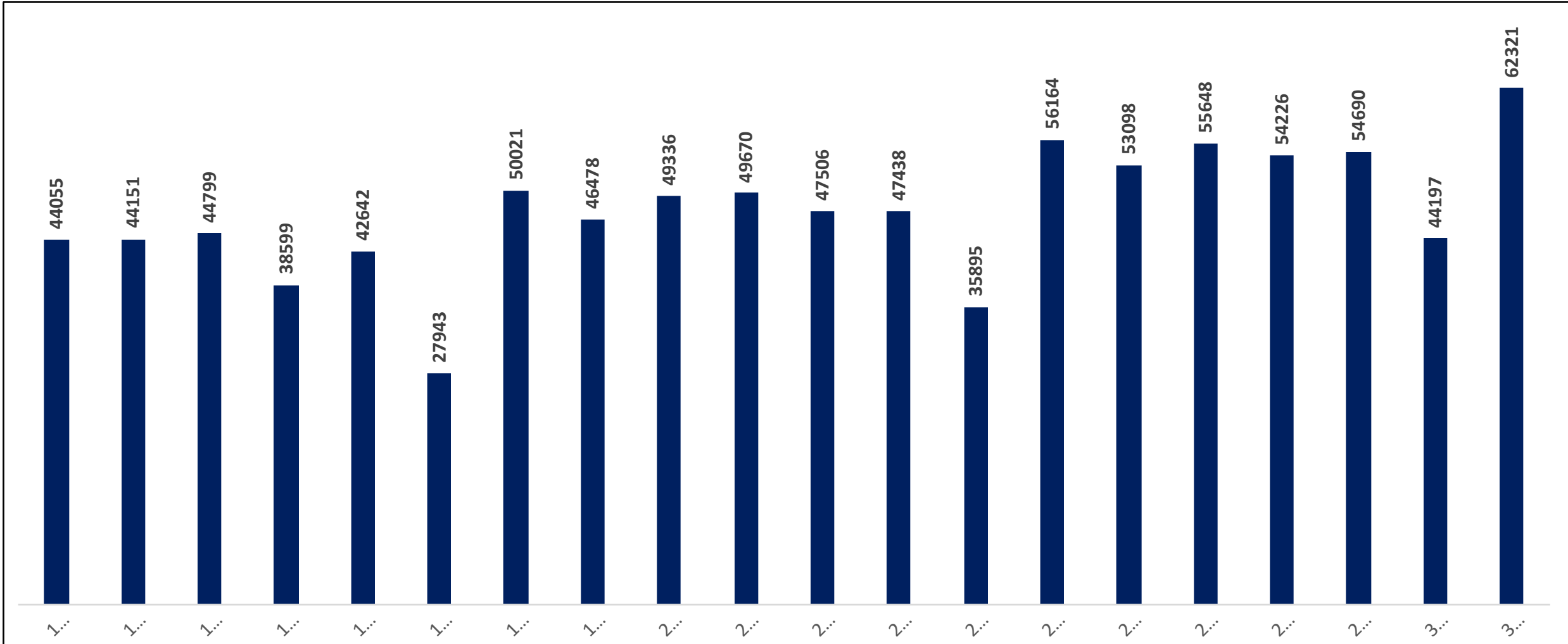




# TESTING TRENDS IN BENGALURU



Total Test Conducted Till Date	Test Conducted Last 24 hours
1,29,17,330	62,321





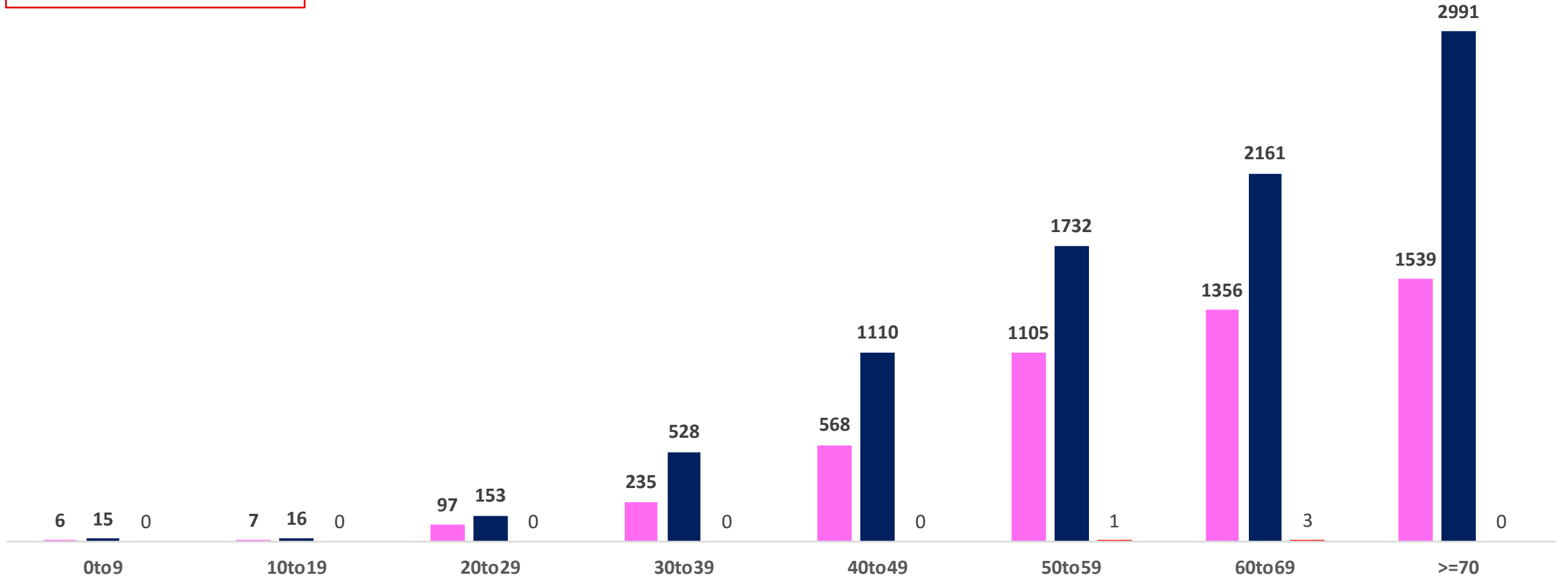


# AGE AND GENDER WISE DISTRIBUTION OF DEATH CASES



**Death Cases: 13,623**

■ Female ■ Male ■ Transgender

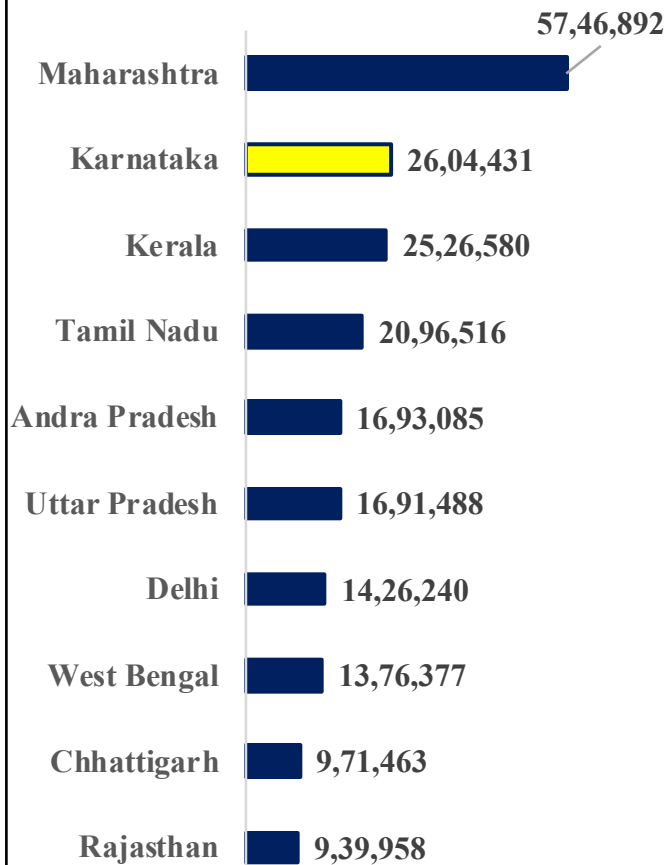




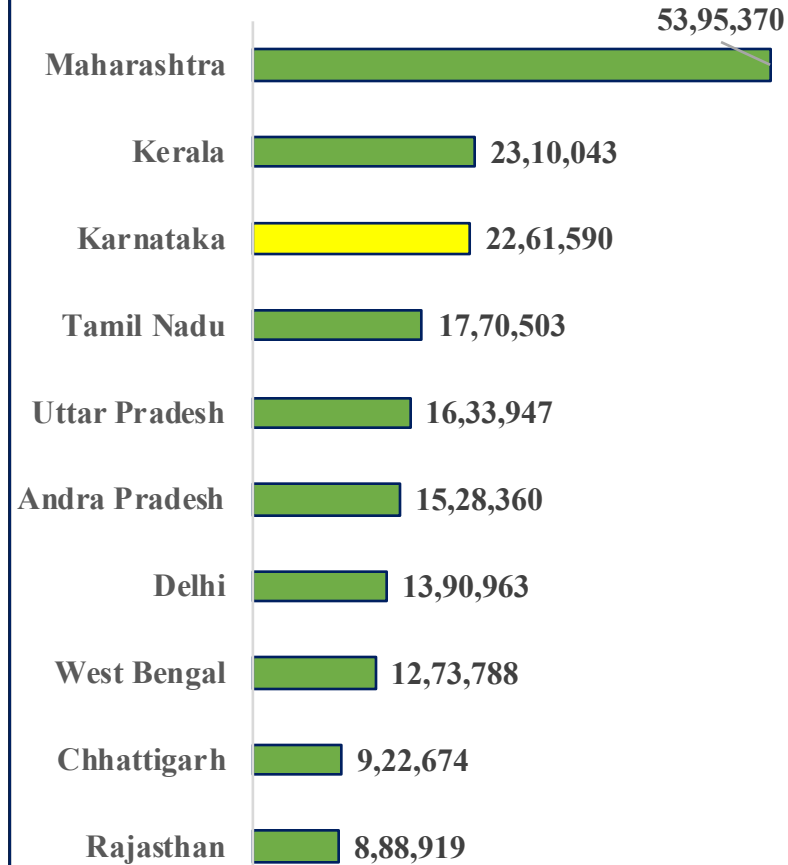
# TOP 10 COVID19 AFFECTED INDIAN STATES AS ON 31.05.2021



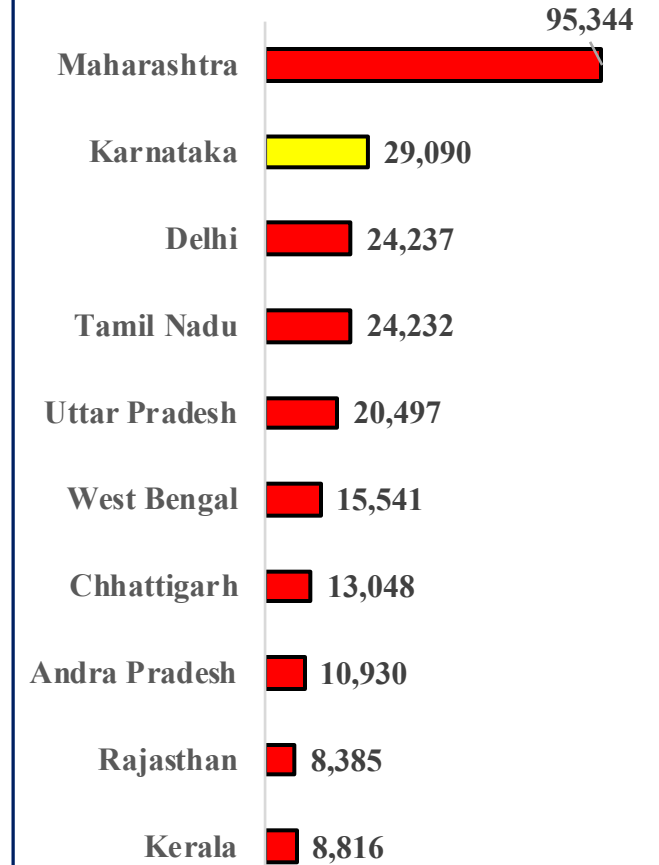
## Total Positive Cases



## Total Recovered Cases

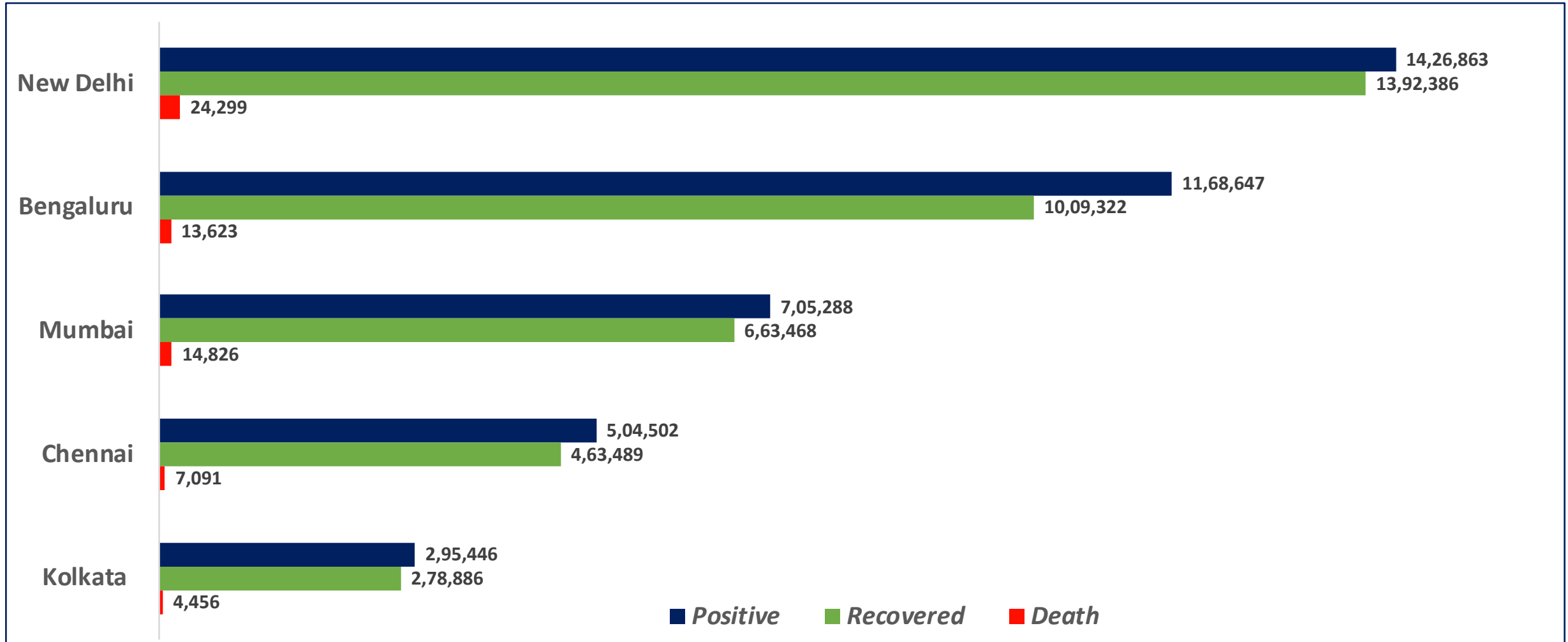


## Total Death Cases



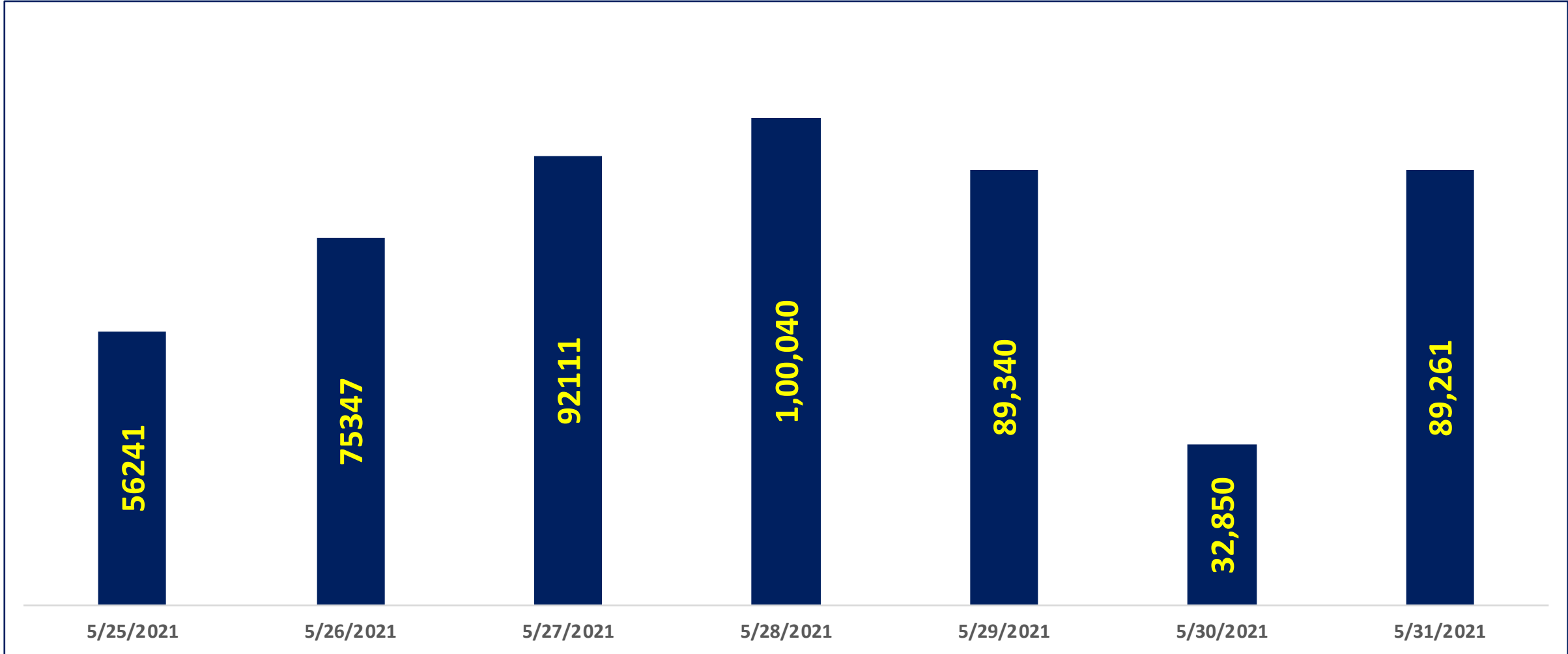


# BENGALURU AND METROPOLITIAN CITIES AS ON 31.05.2021





# TOTAL VACCINATION DONE IN LAST 7 DAYS





# COVID BED STATUS AS ON 01.06.2021



SR. NO.	Facility Type	No. of Hospital	Total Allocated Beds for C+ Patients					Occupied Beds for C+ Patients					Net Available Beds for C+ Patients				
			Gen Beds	HDU	ICU Beds	ICU-V	Total	Gen Beds	HDU	ICU Beds	ICU-V	Total	Gen Beds	HDU	ICU Beds	ICU-V	Total
1	Government Medical Colleges	4	60	615	63	82	820	11	251	63	82	407	49	364	0	0	413
2	Government Hospitals	16	673	216	72	147	1108	295	146	72	142	655	378	70	0	5	453
3	Private Medical Colleges	12	4002	2412	145	210	6769	232	906	139	202	1479	3770	1506	6	8	5290
4	Private Hospitals	143	2599	1732	324	212	4867	863	1172	302	205	2542	1736	560	22	7	2325
5	Covid Care Centre	60	1839	1370	-	-	3209	646	209	-	-	855	1193	1161	-	-	2354
<b>Total Beds</b>		<b>235</b>	<b>9173</b>	<b>6345</b>	<b>604</b>	<b>651</b>	<b>16773</b>	<b>2047</b>	<b>2684</b>	<b>576</b>	<b>631</b>	<b>5938</b>	<b>7126</b>	<b>3661</b>	<b>28</b>	<b>20</b>	<b>10835</b>



# SNAPSHOT OF COVID-19 CASES IN BENGALURU URBAN



**Total Wards With  
>100 Cases\* :  
142**

**Tests Conducted  
On 31.05.2021:  
62,321**

**Recovery  
Rate:  
86.51%**

**Total  
Active Cases :  
1,43,702**

**Total Vaccinated on  
31.05.2021:  
89,261**

**Positivity  
Rate\* :  
25.49%**

**Active  
Rate:  
12.32%**

**Case  
Fatality Rate\* :  
1.81%**



\*Total positive cases In the past 10 days

\*CFR and positivity as for May 2021



ಬೃಹತ್ ಬೆಂಗಳೂರು ಮಹಾನಗರ ಪಾಲಿಕೆ  
Bruhat Bengaluru Mahanagara Palike



<b>Download BBMP Bulletin</b>	<a href="https://apps.bbmpgov.in/covid19/mediabulletin.php">https://apps.bbmpgov.in/covid19/mediabulletin.php</a>
<b>For BBMPCovid19 Bed Status:</b>	<a href="https://apps.bbmpgov.in/covid19/en/Bedstatus.php">https://apps.bbmpgov.in/covid19/en/Bedstatus.php</a>
<b>To register for vaccination :</b>	<a href="https://selfregistration.cowin.gov.in/">https://selfregistration.cowin.gov.in/</a>
<b>BBMP COVID19 Dashboard:</b>	<a href="https://apps.bbmpgov.in/covid19/">https://apps.bbmpgov.in/covid19/</a>
<b>Follow us on:</b>	 <a href="http://www.facebook.com/bbmp.comm1/">www.facebook.com/bbmp.comm1/</a>
	 <a href="https://twitter.com/BBMPCOMM">twitter.com/BBMPCOMM</a>

Issued by:

**Honorable Chief Commissioner, BBMP  
Special Commissioner Health & IT, BBMP  
MD, Bengaluru Smart City Limited**

**THANK YOU !**



ಆರೋಗ್ಯ ಮತ್ತು ಕುಟುಂಬ ಕಲ್ಯಾಣ ಇಲಾಖೆ  
ಕೋವಿಡ್-19



ನಗರ ಪ್ರದೇಶವಾಗಲಿ ಅಥವಾ ಗ್ರಾಮವಾಗಲಿ, ಅಂಗಡಿಯಾಗಲಿ  
ಅಥವಾ ಮಾಲ್ ಅಗಲಿ ಪ್ರತಿಯೊಬ್ಬರು ನಮ್ಮನ್ನು ನಾವು  
ಹಾಗೂ ಇತರರನ್ನು ರಕ್ಷಿಸಿಕೊಳ್ಳುವ ಜವಾಬ್ದಾರಿಯಿದೆ



ಕೋವಿಡ್ ಸಾಂಕ್ರಾಮಿಕ ರೋಗ ಹರಡುವುದನ್ನು ನಿಲ್ಲಿಸುವ ಪ್ರಯತ್ನದಲ್ಲಿ ನಾವೆಲ್ಲರೂ ಕೈಜೋಡಿಸೋಣ  
ಸಾರ್ವಜನಿಕ ಸ್ಥಳಗಳಲ್ಲಿ ಕನಿಷ್ಠ 6 ಅಡಿಗಳ ದೈಹಿಕ ಅಂತರವನ್ನು ಕಾಪಾಡೋಣ



ಬ್ಲರ, ನೆಗಡಿ, ಕೆಮ್ಮು ತರಹದ ಕೋವಿಡ್-19 ಲಕ್ಷಣಗಳಿದ್ದಲ್ಲಿ ಆಪ್ತಮಿತ್ರ ಸಹಾಯವಾಣಿ 14410 ಗೆ ಕರೆ ಮಾಡಿ  
ಅಥವಾ ಬೆಂಗಳೂರು ಕೋವಿಡ್ ಸಹಾಯವಾಣಿ 1912 ಗೆ ಕರೆ ಮಾಡಿ  
ಹೆಚ್ಚಿನ ಮಾಹಿತಿಗಾಗಿ 24x7 ಉಚಿತ ಆರೋಗ್ಯ ಸಹಾಯವಾಣಿ 104ಕ್ಕೆ ಕರೆ ಮಾಡಿ  
ಎಲ್ಲರಿಗೂ ಆರೋಗ್ಯ, ಎಲ್ಲೆಡೆಯೂ ಆರೋಗ್ಯ



ಎಲ್ಲೆಡೆಯೂ ಒದ್ದಾಡೋ! ಎಲ್ಲೆಡೆಯೂ ಒದ್ದಾಡೋ!  
ಇನ್ನೇನು ಒಬ್ಬರನ್ನೊಬ್ಬರು 3x3 ಅಂತರದ ಒದ್ದಾಡೋ! ಸಹಾಯವಾಣಿ 104ಕ್ಕೆ ಕರೆ ಮಾಡಿ  
ಇನ್ನೇನು ಒಬ್ಬರನ್ನೊಬ್ಬರು 3x3 ಅಂತರದ ಒದ್ದಾಡೋ! ಸಹಾಯವಾಣಿ 104ಕ್ಕೆ ಕರೆ ಮಾಡಿ